

# ADOLESCENT HEALTH INITIATIVES

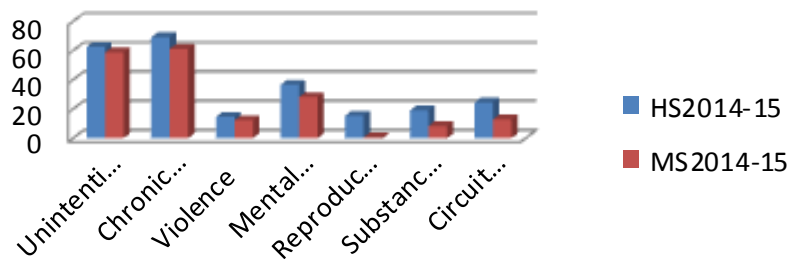
## SUMMARY

The Mobile Youth Health Center provides services to adolescents in Allentown, Bethlehem, and Panther Valley Schools through the HealthStar medical vans. This program serves students with health needs and with a special focus on uninsured adolescents.

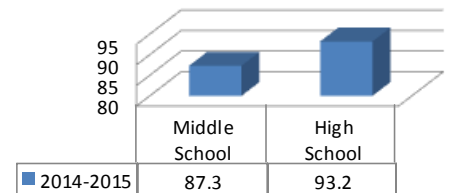
## HIGHLIGHTS

High Risks are identified by each student completing an adolescent high risk assessment. A "Circuit Breaker" indicates that there is potential for immediate harm.

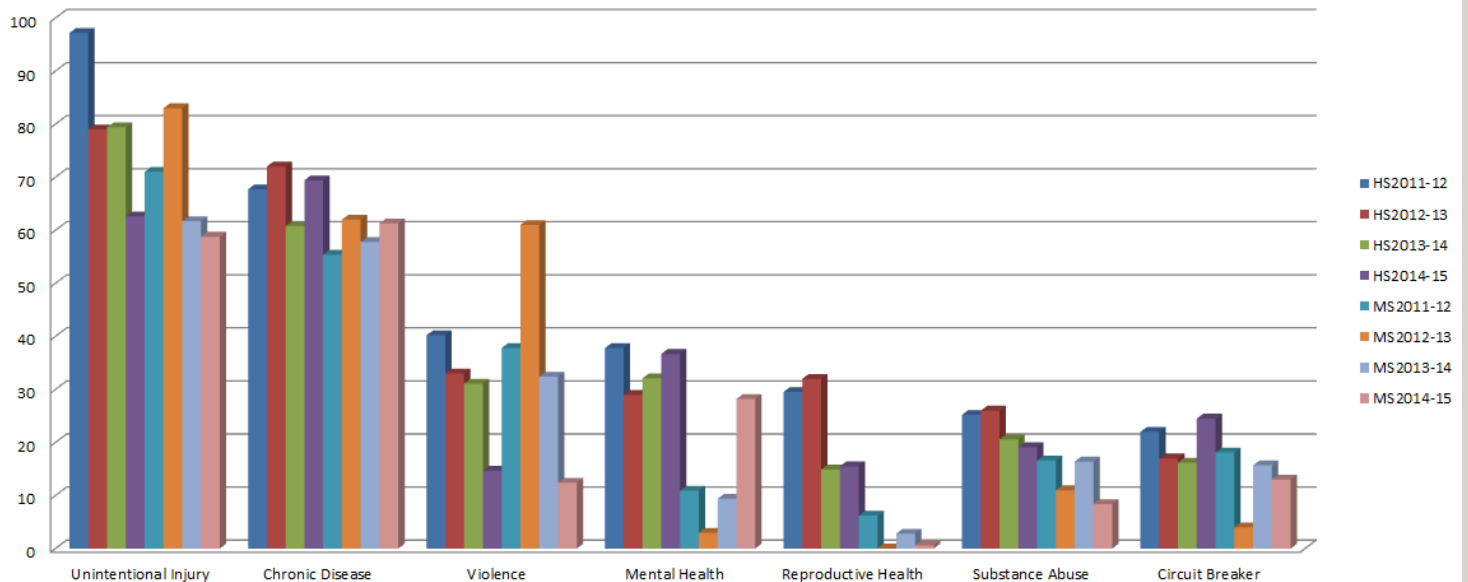
### 2014-2015 Percentage of Students Meeting Definition of High Risk by...




### 2014-2015 Percentage of Children Seen by MYHC and Classified as...



### 4 Year Comparison of the Percentage of Students Meeting Definition of High Risk By Domain



## SUCCESSSES - The report card below shows how the students we serve in all 3 school districts compare to the HP 2020 targets.

Objective	Baseline	2020 Target	MYHC Data (N = 601)	High School (n = 278 )	Middle School (n = 323 )
 Indicates an IMPROVEMENT when compared to the HP2020 Target Data.  Indicates a DECLINE when compared to the Healthy People 2020 Target Data					
<b>AH-1 Increase the proportion of adolescents who have had a wellness checkup in the past 12 months</b>	68.7% (2008)	75.6%	59.7%	57.2%	61.9%
<b>OH-7 Increase the proportion of children, adolescents, and adults who used the oral health care sys-</b>	44.5% (2007)	49.0%	63.7%	66.2%	61.6%
<b>AH-2 Increase the proportion of adolescents who participate in extracurricular and/or out-of-school</b>	82.4% (2007)	90.6%	53.2%	52.5%	53.9%
<b>AH-3.1 Increase the proportion of adolescents who have an adult in their lives with whom they can talk</b>	75.7% (2008)	83.3%	89.0%	89.9%	88.2%
<b>SA-1 Reduce the proportion of adolescents who report that they rode, during the previous 30 days, with a driver who had been drinking alcohol</b>	28.3% (2008)	25.5%	1.8%	1.8%	1.9%
<b>SA-13.1 Reduce the proportion of adolescents reporting use of alcohol or any illicit drugs during the</b>	18.4% (2008)	16.6%	3.5%	5.8%	1.5%
<b>AH-7 Reduce the proportion of adolescents who have been offered, sold, or given an illegal drug on</b>	22.7% (2009)	20.4%	1.7%	2.9%	0.6%
<b>SA-13.2 Reduce the proportion of adolescents reporting use of marijuana during the past 30 days</b>	6.7% (2008)	6.0%	3.2%	5.8%	0.9%
<b>SA-14.4 Reduce the proportion of persons engaging in binge drinking during the past month—</b>	9.5% (2008)	8.6%	0.7%	0.7%	0.6%
<b>SA-21 Reduce the proportion of adolescents who use inhalants (12-17 years).</b>	4.0% (2008)	NA	0.5%	0%	0.9%
<b>TU-2.2 Reduce use of cigarettes by adolescents (past month): 9 - 12 grade.</b>	19.5% (2009)	16.0%	3.7%	6.5%	1.2%
<b>TU-3.1 Reduce the initiation of the use of tobacco products among children and adolescents aged 12</b>	7.7% (2008)	5.7%	7.7%	13.3%	2.8%
<b>IVP-36 Reduce weapon carrying by adolescents on school property</b>	5.6% (2009)	4.6%	1.2%	0.4%	1.9%
<b>IVP-34 Reduce physical fighting among adolescents</b>	31.5% (2009)	28.4%	14.8%	14.0%	15.5%
<b>IVP-15 Increase use of safety belts</b>	84.0% (2009)	92.0%	84.0%	82.0%	85.8%

## CHALLENGES & NEXT STEPS

As the Adopt a School initiative rolls out in districts across network locations we look forward to integrated care.

